

**Express Dumbwaiter
EVALUATION/ORDER FORM**

Date _____
Sales Representative _____
Name _____
Address _____
City _____ State _____ Zip _____
Phone _____ Fax _____
Email _____
 Quote Order

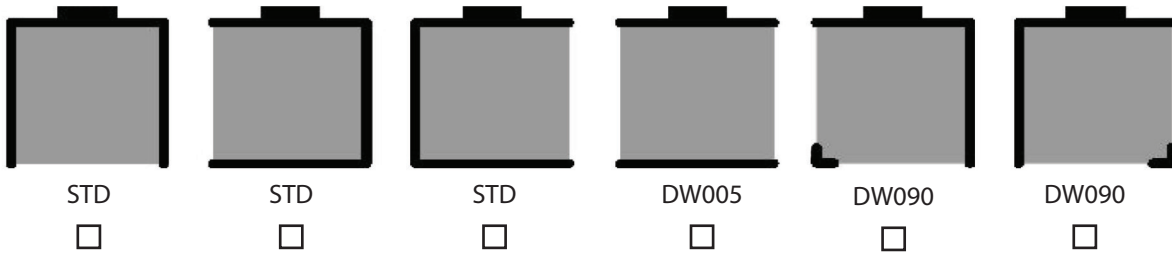
Account Number _____
Projected Close Date _____
Purchase Order Number _____
Ship To Address _____

Contact _____
Phone _____
Application: Residential - Single Family Home

Shipping Method:
 Pick-up Common Carrier
Flatbed w/Forklift Yes No

Is there an occupied space below hoistway?
 Yes No
Opportunity Reference / Project Name _____

Car Configuration (Please Check One):



(Requires EMI DW008)

Number of Stops:

- Standard 2 Stop
- DW020 3 Stop
- DW025 4 Stop

Capacity

- Standard 100 lbs.
- DW150 150 lbs.

Type of Interlocks:

- G.A.L. (Std)
- DW008 EMI (Req. with 90° cars) residential use only.
- Commerical interlock
- CPL008L EMI (Honeywell)
- CPL008R EMI (Honeywell)
- No Interlocks - wired for EMI
Brand _____
- DW040 Additional Landing Opening
(Includes G.A.L. Call/Send & Wiring)

Car Size:

- Standard 20"W x 20"D x 30"H w/ 100 lbs. capacity
- DW024 24"W x 24"D x 30"H w/ 150 lbs. capacity
- DW035 Custom Size Car

Car size determines capacity requirements
Width _____ (Min. 16" - Max. 24")
Depth _____ (Min. 16" - Max. 24")
Height (30")

Stainless steel - #3 finish

- DW100 SS 20 x 20 x 30
- DW024 SS 24 x 24 x 30
- DW035 SS Custom Car Size

Unfinished Maple Hoistway Doors:

- DW050 Landing Door - Matches Car Opening
- DW055 Machine Access Door - 18" x 24"

Optional Equipment:

- DW010 Intermediate Car Shelf
- CPL026 Float Level Switch
- DW015 Keylocks on Call/Send (each)
- DW044 In Car Light
- DW045 "Car Here" Indicator _____ Qty.
- DW060 Remote Mount Controller Package
- DW065 Floor Mount Drive Unit (Includes RMC)
- DW070 Automatic Homing
- DW080 Access Door (Kill Switch)

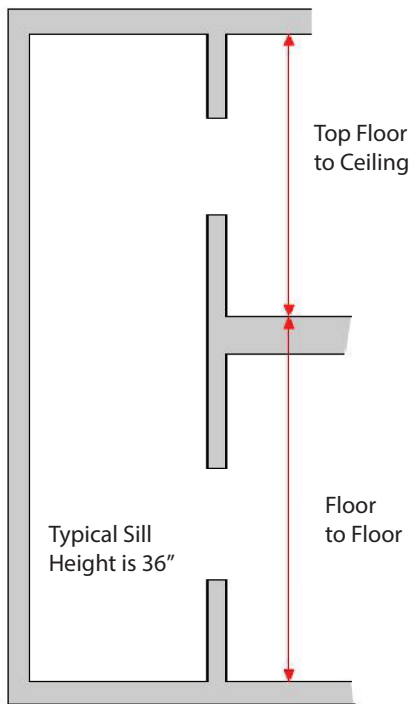
Hoistway Layout - Provide architectural plans if available

Travel Measurements

- 1st Floor to 2nd Floor _____
- 2nd Floor to 3rd Floor _____
- 3rd Floor to 4th Floor _____
- Top Floor to Ceiling _____

Travel up to 12' - 0" (No Charge)

- DW018 12' - 1" to 18' - 0"
- DW026 18' - 1" to 26' - 0"
- DW032 26' - 1" to 32' - 0"



Hoistway Door Locations

- | | | |
|------------------------------------|------------------------------------|------------------------------------|
| | Track | |
| <input type="checkbox"/> 1st Floor | | <input type="checkbox"/> 1st Floor |
| <input type="checkbox"/> 2nd Floor | | <input type="checkbox"/> 2nd Floor |
| <input type="checkbox"/> 3rd Floor | | <input type="checkbox"/> 3rd Floor |
| <input type="checkbox"/> 4th Floor | | <input type="checkbox"/> 4th Floor |
| | <input type="checkbox"/> 1st Floor | |
| | <input type="checkbox"/> 2nd Floor | |
| | <input type="checkbox"/> 3rd Floor | |
| | <input type="checkbox"/> 4th Floor | |

Hoistway Door Swings



Right Hand Swing

- 1st Floor
- 2nd Floor
- 3rd Floor
- 4th Floor



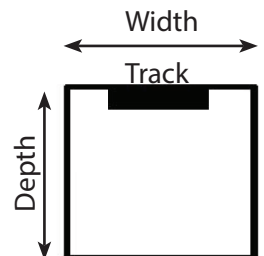
Left Hand Swing

- 1st Floor
- 2nd Floor
- 3rd Floor
- 4th Floor

Existing Hoistway

Width _____

Depth _____



An application drawing will be emailed for approval before production will begin.

Drawings

DRAWING FOR APPROVAL

An application-specific drawing is requested and **production will be scheduled after return of signed approval drawing.**
Upcharge if lift is not ordered within 90 days of drawing submission.

ADDITIONAL INFORMATION

VISIBLE DAMAGE: You must note any visible damage on the freight bill. If product damage is obvious, we recommend a further immediate inspection to see what other damage may be concealed, and this also must be written on the freight bill.

CONCEALED DAMAGE: If no damage was immediately evident, but is found later (within 48 hours), stop what you are doing and call the freight company immediately to report concealed damage.

Pictures of the damage are great support in any freight claim and are strongly recommended. Failure to take these steps may preclude your ability to be reimbursed for any damage in transit. We have personnel available to assist with this process Monday – Friday, 7:30 am – 5:00 pm CST by calling 800-833-0478.

Thank you for your business



I have read and understand the above:
Date: _____
Print Name: _____
Sign Name: _____