

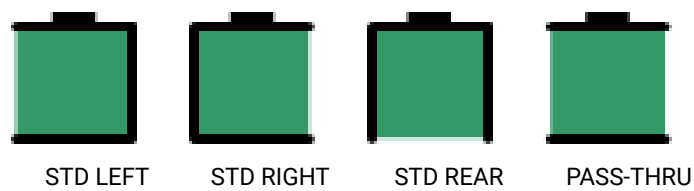
EXPRESS PLUS

EXPRESS PLUS DUMBWAITER ORDER FORM

Quote	Order	Opp Ref/Project	_____
Date	_____	Proj. Close Date	_____
Sales Rep	_____	Account #	_____
Name	_____	Purchase Order #	_____
Street	_____	Ship To	_____
City _____ State _____ Zip _____		Street	_____
Phone _____		City _____ State _____ Zip _____	
Fax _____		Contact	_____
Email _____		Phone	_____
Is there an occupied space below hoistway?		Application	Residential Commercial
Yes No		Shipping Method	Pick-Up Common Carrier
			Customer Arranged

Base package includes: Car size up to 20" x 20" x 30" nominal car size, white laminate, birch or maple car, chain drive machine, universal mount for top or bottom of rails, aluminum car sling with broken cable safeties, roller guides, aluminum guide rails, 200lb capacity, 32 fpm travel speed, Call/send hall stations with car here and in use lights, electro-mechanical door interlocks, up to 12' travel included. Approved for Commercial or Residential use. Must be properly equipped for commercial use per local jurisdiction.

Car Configuration



Number of Stops	Height
2 Stops	30"
3 Stops	36"
4 Stops	

Finishes

- White Laminate
- Pre-Finished Birch
- Unfinished Birch
- Pre-Finished Cherry
- Unfinished Cherry
- Pre-Finished Mahogany
- Unfinished Mahogany
- Pre-Finished Maple
- Unfinished Maple
- Pre-Finished Oak
- Unfinished Oak
- Stainless Steel
- 20"W x 20"D x 30"H
- Stainless Steel
- 24"W x 24"D x 30"H
- Stainless Steel
- 30"W x 30"D x 36"H

Car Dimensions*

- Standard - 20" x 20"
- Standard - 24" x 24"
- Standard - 30" x 30"
- Custom Size Car
- Width _____ (Min. 14" - Max. 30")
- Depth _____ (Min. 14" - Max. 30")
- Oversized Custom Cab (300 lbs. capacity)
- Width _____ (Over 24")
- Depth _____ (Over 24")

*either of these can be over 24" to be considered Oversized *All car dimensions refer to "inside clear" dimensions.

Optional Equipment

- Car Shelf
- Automatic In-Car Light
- Float Level Switch
- Machine Access Door - Kill Switch
- Gate Switch on Car Gate
- Keylocks on Call/Send

No Door & No Track
(Not Recommended - Only for low overhead space installs)

Hoistway Layout - Provide architectural plans if available

Travel Measurement

1st Floor to 2nd Floor _____

2nd Floor to 3rd Floor _____

3rd Floor to 4th Floor _____

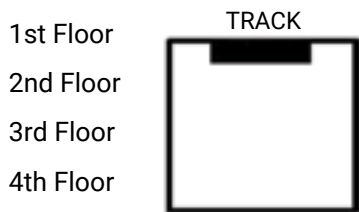
Top Floor to Ceiling _____

- Travel up to 12'
- 12' to 18'
- 19' to 29'
- 30' to 40'
- 41' to 51'

Drive Machine Location

Top Bottom

Hoistway Door Locations



- 1st Floor
- 2nd Floor
- 3rd Floor
- 4th Floor

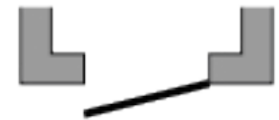
- 1st Floor
- 2nd Floor
- 3rd Floor
- 4th Floor

Hoistway Door Swings (Doors provided by others)



Right Hand Swing

- 1st Floor
- 2nd Floor
- 3rd Floor
- 4th Floor



Left Hand Swing

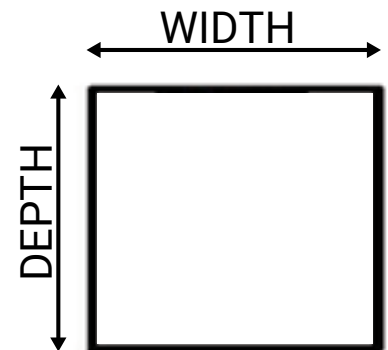
- 1st Floor
- 2nd Floor
- 3rd Floor
- 4th Floor

NOTE: Door interlocks are included in Base Package.
 Door swing is required to determine appropriate lock "hand".

Existing Hoistway

Width _____

Depth _____



Notes

Hoistway Door Material

Steel – Air dry grey enamel
Stainless Steel - #4 finish

Quantity Size Pull

Quantity	Size	Pull	
_____	20w x 30h	RH	LH
_____	20w x 36h	RH	LH
_____	24w x 30h	RH	LH
_____	24w x 36h	RH	LH
_____	30w x 30h	RH	LH
_____	30w x 36h	RH	LH

Machine Access Door Material

Steel – Air dry grey enamel
Stainless Steel - #4 finish

Quantity Size Pull

Quantity	Size	Pull	
_____	18w x 18h	RH	LH

Wall Type

Drywall
Masonry

Overall wall thickness _____



Right Hand Pull Example



Left Hand Pull Example

Wall Type

Drywall
Masonry

Overall wall thickness _____

Drawings

DRAWING FOR APPROVAL

An application-specific drawing is requested and production will be scheduled after return of signed approval drawing.

Additional Information

VISIBLE DAMAGE: You must note any visible damage on the freight bill. If product damage is obvious, we recommend a further immediate inspection to see what other damage may be concealed, and this also must be written on the freight bill.

CONCEALED DAMAGE: If no damage was immediately evident, but is found later (within 48 hours), stop what you are doing and call the freight company immediately to report concealed damage.

Pictures of the damage are great support in any freight claim and are strongly recommended. Failure to take these steps may preclude your ability to be reimbursed for any damage in transit.

I have read and understand the above:

Date: _____

Print Name: _____

Signature: _____